










# Suprep Instructions

7 DAYS BEFORE PROCEDURE	5 DAYS BEFORE PROCEDURE	3 DAYS BEFORE PROCEDURE	DAY BEFORE PROCEDURE PART 1 (PREP DAY)	DAY BEFORE PROCEDURE PART 2 (Prep Day)	PROCEDURE DAY
<p>Do not take any medicines listed below <b>7 days</b> before your procedure:</p>  <ul style="list-style-type: none"> <li>●Aspirin</li> <li>●Ibuprofen</li> <li>●Motrin</li> <li>●Aleve</li> <li>●Meloxicam</li> <li>●Advil</li> <li>●Naproxen</li> <li>●BC Goody's</li> </ul>	<p>Do not take any medicines listed below <b>5 days</b> before your procedure:</p>  <ul style="list-style-type: none"> <li>●Plavix</li> <li>●Coumadin</li> <li>●Warfarin</li> </ul>  <p><b><u>Ride home:</u></b> Confirm you have a responsible adult to drive you home after the procedure. (You may <b>NOT</b> ride the transit or take a taxi home.)</p>	<p>Do not take any medicines listed below <b>3 days</b> before your procedure:</p>  <ul style="list-style-type: none"> <li>●Xarelto</li> <li>●Pradaxa</li> <li>●Eliquis</li> <li>●Savaysa</li> </ul> <p><b>**A member of our staff will call to confirm your arrival time prior to your procedure. If a message is left, please return the call at your earliest convenience.**</b></p>	<p><b>***NO SOLID FOOD TODAY!!!***</b></p>  <p><b>You can have clear liquids all day today.</b> (See the attached clear liquid diet sheet). The more you drink, the better your prep will be.</p>  <p><b>5:00PM:</b> <b>PART 1:</b> Mix and drink the 1<sup>st</sup> dose of SuPrep following the instructions provided by the office.</p> <p><b>Mixing instructions:</b></p> <ol style="list-style-type: none"> <li>1) Pour contents of brown bottle into plastic cup. Fill the rest with water and drink until gone.</li> <li>2) Follow with 2 - 16oz cups of water. (Complete steps 1 &amp; 2 in 1 hour).</li> </ol>	 <p><b>10:00PM:</b> <b>PART 2:</b> Mix and drink the 2<sup>nd</sup> of SuPrep following the instructions provided by the office.</p> <p><b>Mixing instructions:</b></p> <ol style="list-style-type: none"> <li>1) Pour contents of brown bottle into plastic cup. Fill the rest with water and drink until gone.</li> <li>2) Follow with 2 -16oz cups of water. (Complete steps 1 &amp; 2 in 1 hour).</li> </ol> <p><b>**You may continue clear liquids only until the time allowed in the next column.**</b></p>	<p><b>YOU CAN HAVE CLEAR LIQUIDS TODAY UNTIL (4 hours prior to arrival time):</b></p>   <p>(No gum, candy, mints, ice chips, sips of clear liquid or chewing tobacco <b>after</b> the time listed above.)</p> <p><b><u>Early morning:</u></b> Take your usual prescribed heart medication / blood pressure medication with a sip of water if applicable. Do not take any other medications before your procedure unless instructed to do so.</p>

--	--	--	--	--	--	--