








PLENVU PREP(AM) You are scheduled for EGD Colonoscopy: ___/___/___ Estimated Arrival Time: ___

- Dr. Philip Stack Dr. Charles Barrier Dr. Phil Tanner Dr. Randall Savell
- Angel Medical Center Harris Hospital Western Carolina Endoscopy Center (Franklin)
- 828-349-3636

Please initial your understanding of all instructions:

_____/_____(staff)

*Pick your prep up at the Pharmacy

Medications to STOP	Medications to STOP	Information Leading to Procedure	1 DAY BEFORE PROCEDURE (Prep Day)	PROCEDURE DAY
 <p>14 DAYS PRIOR:</p> <p>Phentermine</p> <p>8 DAYS PRIOR:</p> <p>Any GLP-1 Agonists Medications for diabetes and/or weight-loss</p> <ul style="list-style-type: none"> • Trulicity • Ozempic • Mounjaro • Saxenda • Rybelsus • Wegovy • Zepbound <p>*ANY WEEKLY WEIGHT-LOSS INJECTABLE MEDICATIONS</p> <p>7 DAYS PRIOR:</p> <ul style="list-style-type: none"> • Aspirin • Vazalore • Ibuprofen • Motrin • Aleve • Meloxicam • Advil • Naproxen • BC Goody's • Diclofenac 	 <p>5 DAYS PRIOR:</p> <ul style="list-style-type: none"> • Plavix • Coumadin • Warfarin • Brilinta <p>3 DAYS PRIOR:</p> <ul style="list-style-type: none"> • Xarelto • Pradaxa • Eliquis • Savaysa 	<p>**A member of our staff will call to confirm your arrival time prior to your procedure. If a message is left, please return the call at your earliest convenience.**</p>  <p>Ride home: Confirm you have a responsible adult to drive you home after the procedure. (You may NOT ride the transit or take a taxi home.)</p>	<p>***NO SOLID FOOD TODAY!!!***</p>  <p>You can have clear liquids all day today. (See the attached clear liquid diet sheet). The more you drink, the better your prep will be.</p>  <p>5:00PM: PART 1: Mix and drink the 1st dose of Plenvu following the instructions provided by the office.</p>  <p>10:00PM: PART 2: Mix and drink the 2nd dose of Plenvu following the instructions provided by the office.</p> <p>Mixing Instructions:</p> <ol style="list-style-type: none"> 1- Pour Dose 2 pouch A and Pouch B in the clear container, mix with water and drink. 2- Then drink 2 full containers of water. <p>**You may continue clear liquids until the allowed time in the next column.**</p>	<p>**No Tobacco Products 6 hours prior to your arrival time**</p> <p>YOU CAN HAVE CLEAR LIQUIDS TODAY UNTIL:</p>  <p>4 Hours Prior to your Arrival time</p> <p>(No gum, candy, mints, ice chips, sips of clear liquid or chewing tobacco after the time listed above.)</p> <p>Early morning: Take your usual prescribed heart medication / blood pressure medication (NOT BLOOD THINNER) with a sip of water if applicable. Do not take any other medications before your procedure unless instructed to do so.</p>

--	--	--	--	--