








**SUFLAVE PREP(AM)** You are scheduled for  EGD  Colonoscopy: \_\_\_/\_\_\_/\_\_\_ Estimated Arrival Time: \_\_\_

Dr. Philip Stack  Dr. Charles Barrier  Dr. Phil Tanner  Dr. Randall Savell

Angel Medical Center  Harris Hospital  Western Carolina Endoscopy Center (Franklin)  
828-349-3636

Please initial your understanding of all instructions:  
\_\_\_\_\_/\_\_\_\_\_(staff)

\*Pick your prep up at the Pharmacy

Medications to STOP	Medications to STOP	Information Leading to Procedure	1 DAY BEFORE PROCEDURE (Prep Day)	PROCEDURE DAY
 <p><b>14 DAYS PRIOR:</b></p> <p>Phentermine</p> <p><b>8 DAYS PRIOR:</b></p> <p><b>Any GLP-1 Agonists</b> Medications for diabetes and/or weight-loss</p> <ul style="list-style-type: none"> <li>• Trulicity</li> <li>• Ozempic</li> <li>• Mounjaro</li> <li>• Saxenda</li> <li>• Rybelsus</li> <li>• Wegovy</li> <li>• Zepbound</li> </ul> <p><b>*ANY WEEKLY WEIGHT-LOSS INJECTABLE MEDICATIONS</b></p> <p><b>7 DAYS PRIOR:</b></p> <ul style="list-style-type: none"> <li>• Aspirin</li> <li>• Vazalore</li> <li>• Ibuprofen</li> <li>• Motrin</li> <li>• Aleve</li> <li>• Meloxicam</li> <li>• Advil</li> <li>• Naproxen</li> <li>• BC Goody's</li> <li>• Diclofenac</li> </ul>	 <p><b>5 DAYS PRIOR:</b></p> <ul style="list-style-type: none"> <li>• Plavix</li> <li>• Coumadin</li> <li>• Warfarin</li> <li>• Brilinta</li> </ul> <p><b>3 DAYS PRIOR:</b></p> <ul style="list-style-type: none"> <li>• Xarelto</li> <li>• Pradaxa</li> <li>• Eliquis</li> <li>• Savaysa</li> </ul>	<p><b>**A member of our staff will call to confirm your arrival time prior to your procedure. If a message is left, please return the call at your earliest convenience.**</b></p>  <p><b>Ride home:</b> Confirm you have a responsible adult to drive you home after the procedure. (You may <b>NOT</b> ride the transit or take a taxi home.)</p>	<p><b>***NO SOLID FOOD TODAY!!!***</b></p>  <p><b>You can have clear liquids all day today.</b> (See the attached clear liquid diet sheet). The more you drink, the better your prep will be.</p> <div style="display: flex; justify-content: space-around;"> <div data-bbox="976 730 1249 974">  <p><b>5:00PM:</b> <b>PART 1:</b> Mix and drink the 1<sup>st</sup> dose of Suflave following the instructions provided by the office.</p> </div> <div data-bbox="1291 730 1522 1039">  <p><b>10:00PM:</b> <b>PART 2:</b> Mix and drink the 2<sup>nd</sup> dose of Suflave following the instructions provided by the office.</p> </div> </div> <p><b>Mixing Instructions:</b></p> <ol style="list-style-type: none"> <li>1- Open 1 flavor packet and pour the contents into 1 bottle.</li> <li>2- Fill the bottle with water. Shake until mixed well. For best taste, refrigerate for 1 hour prior to drinking.</li> <li>3- Drink 8 ounces every 15 minutes until bottle is empty.</li> </ol> <p><b>Mixing Instructions:</b></p> <ol style="list-style-type: none"> <li>1. Repeat step 1 to step 3 from Part 1</li> </ol> <p><b>**You may continue clear liquids until the allowed time in the next column.**</b></p>	<p><b>**No Tobacco Products 6 hours prior to your arrival time**</b></p> <p><b>YOU CAN HAVE CLEAR LIQUIDS TODAY UNTIL:</b></p>  <p><b>4 Hours Prior to your Arrival time</b></p> <p>(No gum, candy, mints, ice chips, sips of clear liquid or chewing tobacco <b>after</b> the time listed above.)</p> <p><b>Early morning:</b> Take your usual prescribed heart medication / blood pressure medication (NOT BLOOD THINNER) with a sip of water if applicable. Do not take any other medications before your procedure unless instructed to do so.</p>

--	--	--	--	--